

# Service Bulletin



## 1. General

(a) No.:	SB16
(b) Revision / Date	0/08 January 2008
(b) Title:	Fuel System, Liquid Valve Self-Seal.
(c) Description:	Replacement of Self Seal coupling
(d) Applicability:	All Types and Variants where Cylinder Liquid Valve CB-0824-0001 is fitted. This valve is fitted to all new production cylinders where a Rego type handwheel valve is specified. It is also sold as the replacement spare part in these instances.
(e) Effectivity:	All valves part no. CB-0824-0001 dated 12/05 to 08/06

**Note:** Applicability= All types and variants to which the change can be applied.  
Effectivity= Actual CN or group of CN's to which the bulletin has been/will be applied.

## 2. Background

Due to a faulty batch of adhesive, the rubber grommet in the self seal can become detached from the self seal stem and block the fuel flow from the cylinder to the burner.

## 3. Compliance (Category)

Highly Recommended

## 4. Consequences of Non-Compliance(Possible)






Blockage of liquid fuel system resulting in burner failure.

## 5. Accomplishment Instructions

The self seal valves on cylinders within this batch must be replaced before the next 100 hr or annual inspection in accordance with Maintenance Manual Issue 10, Section 4.4.1

Note: It is recommended that the two sealing 'O'-rings (see Section 4.4.1 Items 1 and 2) are removed prior to replacement with new items fitted on re-assembly.

An entry must be made in the balloon logbook (referencing the cylinder serial number) that this service bulletin has been incorporated.

<b>6. Materials</b> CB-2628-0000 Self Seal Replacement Kit, CB-2621-0000 Liquid valve 'O'-ring kit.	
<b>7. Other Publications Affected</b> None	
<b>8. Mass(Weight)/Balance:</b> Not Affected	
<b>9. Maintenance and Operating Instructions</b> Not Affected	
<b>10. Additional Information</b>  The valves can also be identified by the word Müller stamped on the valve body and the number 344B0011 stamped under the date stamp.  For Further information please contact Cameron Balloons Limited.	
Compiled by: 	Notes:
Date: 8/07/08	Name: F.J. Davies
<b>11. Design Organisation Approval</b>	
<b>Statement of Compliance Verification</b> I hereby confirm that the instructions identified in this bulletin provide for practical and well defined installation/inspection methods and when accomplished the product is in conformance with approved design data. Signed, for and on behalf of Cameron Balloons Ltd.	
 .....	
Head of Airworthiness	
Date: 08-01-08	Name: 
<b>Approval Statement</b> I hereby confirm that these instructions are in compliance with all the applicable airworthiness requirements. The technical content of this document is approved under the authority of DOA nr EASA.21J.140 Signed, for and on behalf of Cameron Balloons Ltd.	
 .....	
Head of Design	
Date: 08/01/08	Name: 

Note: If this Service Bulletin is or will become an Airworthiness Directive, a statement to that effect must be entered in Section 10 of this form.